

CHILDREN'S RESOURCES



You will need:

1 piece of A4 paper per child Glue stick Scissors Pens
Hoop or wastepaper bin (optional)



DISCUSSION (5 MINUTES)

Set the scene for the children, telling them about MAF and explaining why we fly aircraft in different countries around the world.

Start a discussion about what it must be like for people living in isolated places, and ask the children how they could pray for them.



PAPER PLANES (15 MINUTES)

If the children are unsure about how to make paper planes, there's a helpful video on our website — www.vimeo.com/mafuk/paperplane — or see the photocopyable instructions on the other side of this sheet.

Encourage the children to decorate their planes. On the other side, you'll see some prayers they can cut out and stick on their planes. Alternatively, let them write their own prayers on the planes.



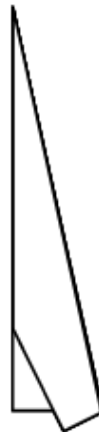
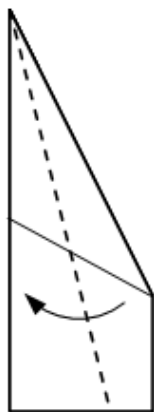
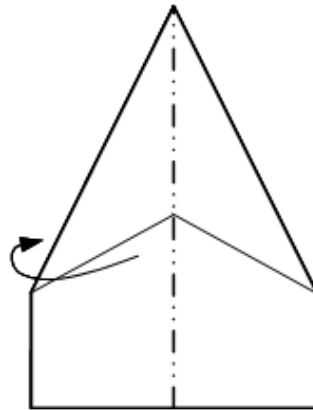
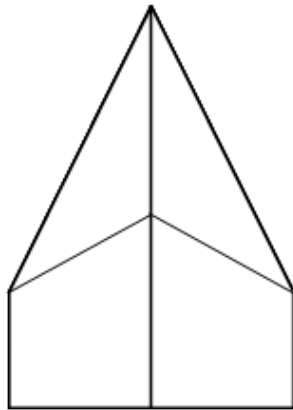
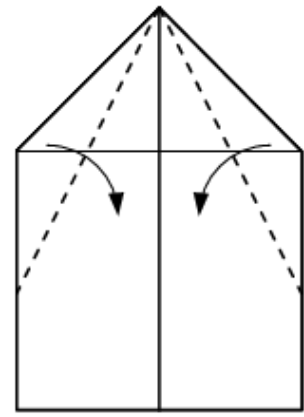
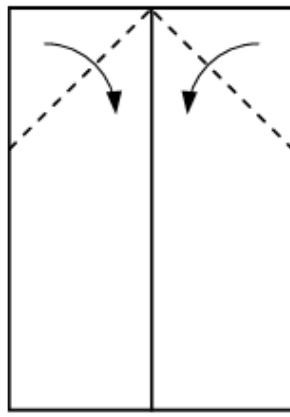
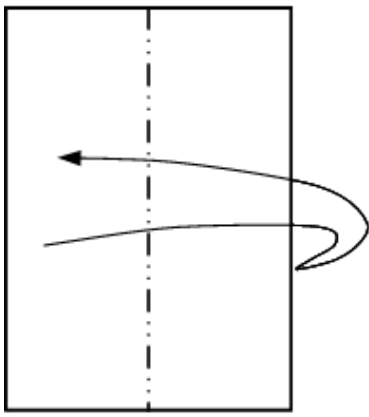
COMPETITION (5-10 MINUTES)

See who can fly their paper plane the furthest! Or, if you're in a small area, see who can fly their plane through a hoop, or into a wastepaper bin.



Registered Office: MAF UK, 1st Floor, Castle House, Castle Hill Avenue, Folkestone, Kent CT20 2TQ
Scotland Office: Challenge House, 29 Canal Street, Glasgow G4 0AD T 0141 332 5222 E scottishoffice@maf-uk.org

Mission Aviation Fellowship UK. A Company Limited by Guarantee. Registered in England and Wales, Number 3437446.
Registered charity in England and Wales (1064598) and in Scotland (SC039107). © Registered trademark 3026860, 3026908, 3026915



I pray that people can get to hospital when they are ill.

I pray that people in remote communities get to find out about Jesus.

Thank you, Jesus, that MAF flights help children get to school.

Thank you, Jesus, that MAF planes bring people what they need.